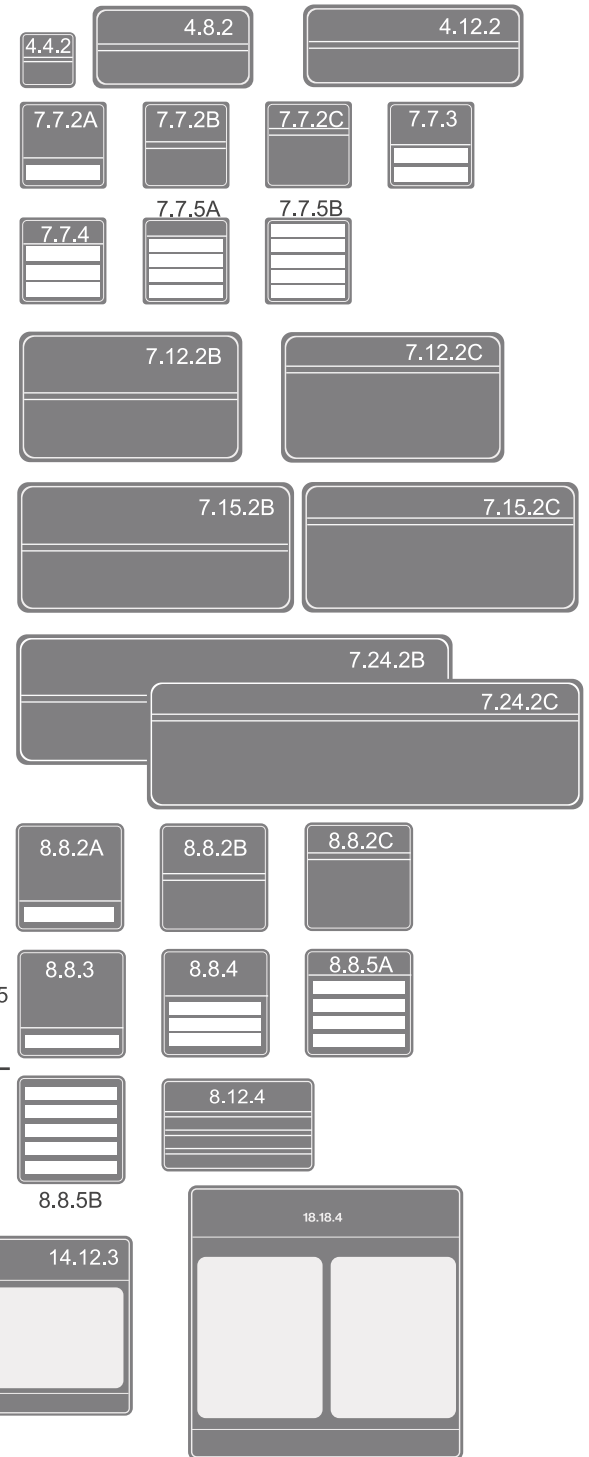


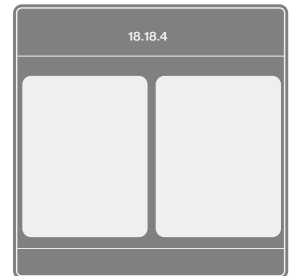


## PLAQUE FORMATS

FORMAT NUMBER	LINER NUMBER			SUGGESTED USE	SIZE (INCHES)
	TOP	MID	BASE		Height/Width
4.4.2	T-4.4.2	T-4.4.2	B-4.4.2	Room designation, bilingual, name and title	4.5x4.5
4.8.2	T-4.8.2		B-4.8.2	See #4.4.2	4.5x8.75
4.12.2	T-4.12.2		B-4.12.2	See #4.4.2	4.5x12
7.7.2A	T-7.7.2A	M7		Patient room & conditions listings, departmental designation with employee name, conference room with reserved times, laboratory with names.	7x7
7.7.2B	T-7.7.2B		B-7.7.2B	See #4.4.2	7x7
7.7.2C	T-7.7.2C		B-7.7.2C	Room number and name, name and title.	7x7
7.7.3	T-7.7.3	M-7		See #7.7.2	7x7
7.7.4	T-7.7.4	M-7		See #7.7.2	7x7
7.7.5A	T-7.7.5A	M-7		See #7.7.2	7x7
7.7.5B		M-7		See #7.7.2	7x7
7.12.2B	T-7.12.2B		B-7.12.2B	Room number and name, bilingual, name and title	7x12
7.12.2C	T-7.12.2C		B-7.12.2C	See #7.12.2B	7x12
7.15.2B	T-7.15.2B		B-7.15.2B	See #7.12.2B	7x15
7.15.2C	T-7.15.2C		B-7.15.2C	See #7.12.2B	7x15
7.24.2B	T-7.24.2B		B-7.24.2B	See #7.12.2B	7x23.75
7.24.2C	T-7.24.2C		B-7.24.2C	See #7.12.2B	7x23.75
8.8.2A	T-8.8.2A	M-8		See #7.7.2A	8.75x8.75
8.8.2B	T-8.8.2B		B-8.8.2B	See #7.7.2A	8.75x8.75
8.8.2C	T-8.8.2C		B-8.8.2C	See #7.7.2A	8.75x8.75
8.8.3	T-8.8.3	M-8		See #7.7.2A	8.75x8.75
8.8.4	T-8.8.4	M-8		See #7.7.2A	8.75x8.75
8.8.5A	T-8.8.5A	M-8		See #7.7.2A	8.75x8.75
8.8.5B		M-8		See #7.7.2A	8.75x8.75
8.12.4	T-12	M-12		Patient room names and numbers, room name with individual name	8.1x12
10.12.3	L-12	L-12		Room number and two names, bilingual, room number, name and title	10.2x12
14.12.3	T-12	M-12-FE		Fire evacuation plan, area designation with map, menu, announcement events format, time table	14x12
15.10.2	T-15.10.2			Evacuation map and instructions, bulletins	15x10.5
18.18.4	T-18	M-18.4L M-18.4R		Bulletins, emergency instructions maps, evacuation plans, two page bulletin	18.45x18.45



\*Specifications subject to change without notice

Note:  
As the manufacturer,  
we can create sizes  
that are not listed.

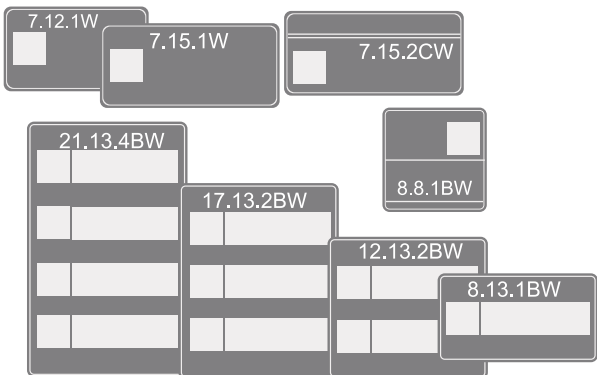


## Classic Specifications

### PLAQUE FORMATS

2.4.1 2.4.0 2.7.1 2.7.0 2.7.1E		FORMAT NUMBER	SUGGESTED USE	SIZE (INCHES)
SINGLE LINER	*NON CHANGEABLE	LINER NUMBER		Height/Width
2.4.1	2.4.0	L-2.4.1	Room numbers, enter, exit, restrooms	2.25X 4.5
2.7.1	2.4.0	L-2.7.1	Room designation, desk nameplate, restroom, no smoking, policy sign	2.25X7
	2.7.1E		This is an In Use/Enter slider format with no liner. Used for board rooms and meeting rooms.	2.25X7
2.8.1	2.8.0	L-2.8.1	See #2.7.1/2.7.0	2.25X8.75
3.14.1	3.14.0	L-3.14.1	Department or tenant designation, directional with arrow	3.5X14
4.41	4.4.0	L-4.4.1	Room numbering, washroom symbols, smoking symbols, handicap symbols.	4.5X4.5
4.8.1	4.8.0	L-4.8.1	Room designation, restroom, handicap, enter, exit, no smoking.	4.5X8.75
4.12.1	4.12.0	L-4.12.1	See #4.8.1/ 4.8.0	4.5X12
4.24.1	4.24.0	L-4.24.1	See #3.14.1/3.14.0	4.5X23.75
7.7.1	7.7.0	L-7.7.1	Washrooms, department designation, room designation with number, no smoking, stairwell.	7X7
7.7.1E	7.7.0E	L-7.7.1E	Comes with integral In Use / Enter slider as well as message liner; used for film labs, conference, meetings and exam rooms.	7X7
7.12.1	7.12.0	L-7.12.1	Policy sign, department or tenant designation with number, directional designation.	7X12
7.12.1E	7.12.0E	L-7.12.1E	See #7.7.1E / 7.7.0E	7X12
7.15.1	7.15.0	L-7.15.1	See #7.12.1 / 7.12.0	7X15
7.24.1	7.24.0	L-7.24.1	Room designation, restroom, handicap, enter, exit, no smoking, department designation, directional with arrow.	7X23.75
8.8.1	8.8.0	L-8.8.1	Directional signs, tenant ID. with number, with number, policy signage, room designation, floor designation, stairwells, large no smoking.	8.75X8.75
8.8.1E	8.8.0E	L-8.8.1E	See #7.7.1E / 7.7.0E	8.75X8.75
12.12.1	12.12.0	L-12.12.1	Detailed information signs, directional with arrow, department designation, regulations and policy signs.	12X12
12.18.1	12.18.0	L-12.18.1	Large policy sign, tenant or departmental designation, directional.	12X18.75
16.16.1	16.16.0	L-16.16.1	See #12.12.1 / 12.12.0	16X16
18.18.1	18.18.0	L-18.18.1	See #12.12.1 / 12.12.0	18.75X18.75

### PLAQUE FORMATS-PHOTO WINDOW



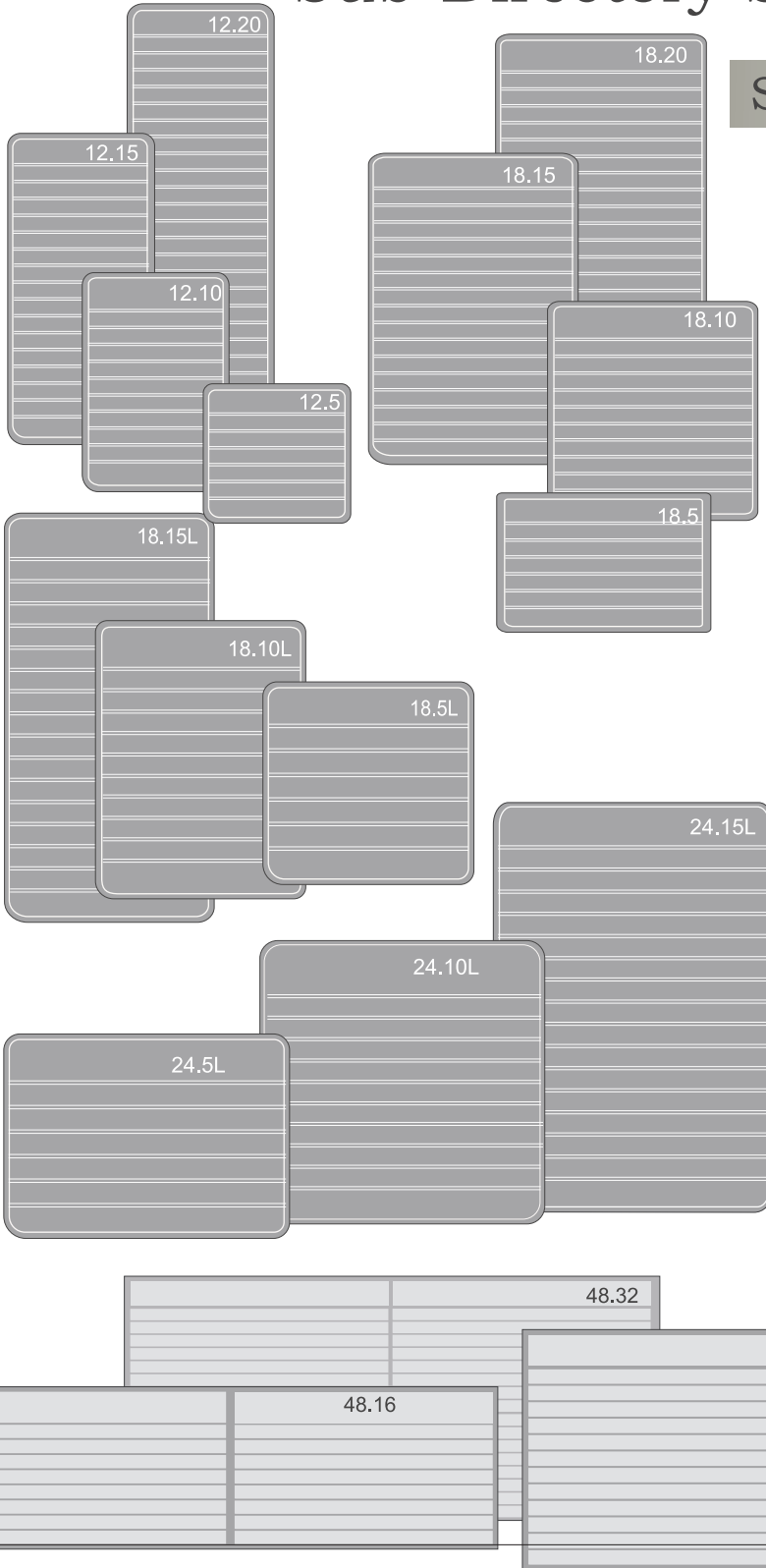
FORMAT NUMBER	LINER NUMBER	SIZE
7.12.1W	L-7.12.1W	7X12
7.15.1W	L-7.15.1W	7X15
7.15.2CW	T-7.15.2C & B-7.15.2CW	7X15
8.8.1BW	L-8	8.75X8.75
8.13.1BW	L-13	7.5X13.5
12.13.2BW	L-13	12X13.5
17.13.3BW	L-13	16.5X13.5
21.13.4BW	L-13	21.5X13.5

Note: Room numbers on BW series are non-changeable.  
\*Provide full size image and layout at time of order.

Note: As the manufacturer, we can create sizes that are not listed.

## Sub-Directory Specifications

### Sub-Directory Formats

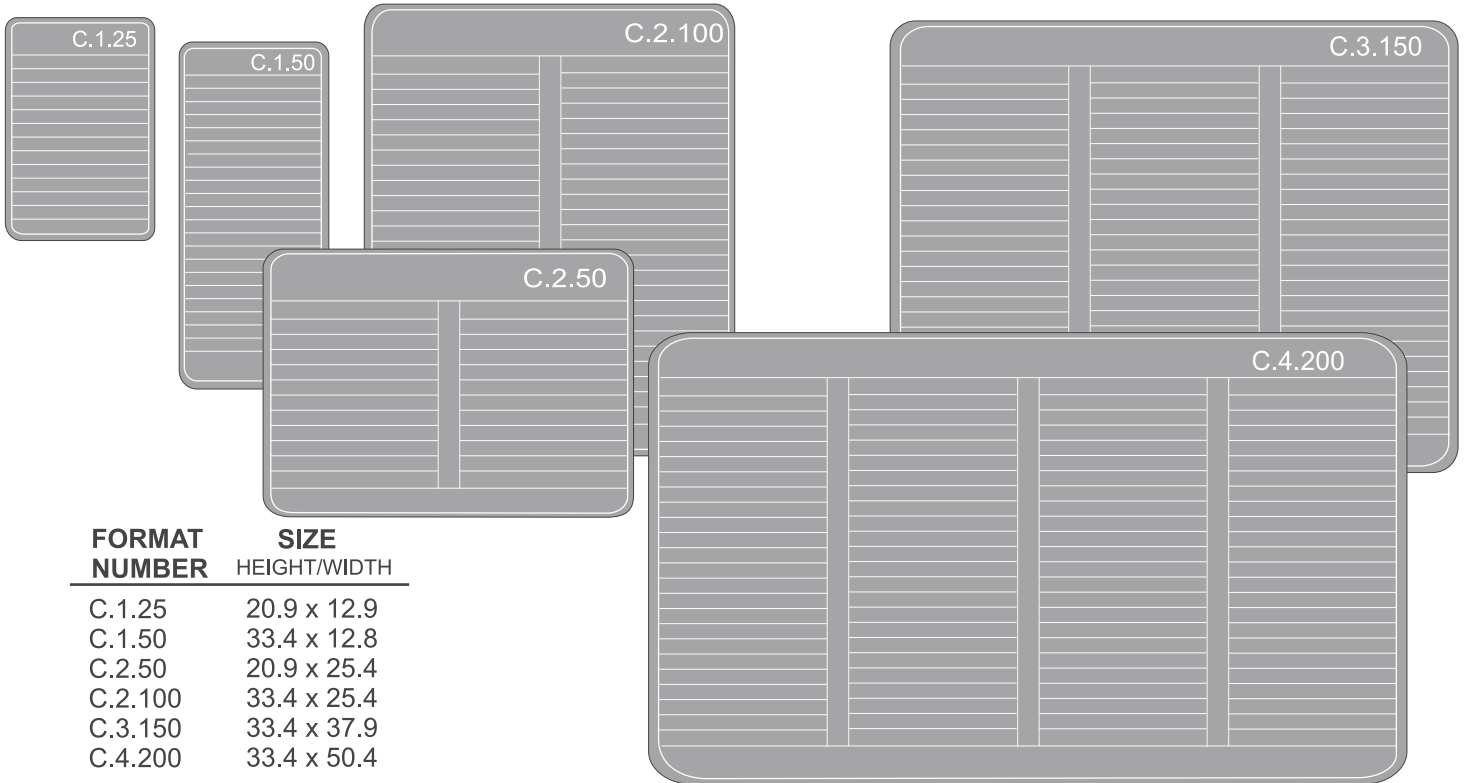


Format Number	Liner Capacity			Size (inches)	
	Top	Mid	Base	Height	Width
12.5	1	5	1	12	12
12.10	1	10	1	18.4	12
12.15	1	15	1	25.1	12
12.20	1	20	1	31.85	12
18.5	1	5	1	12	18.6
18.10	1	10	1	18.4	18.6
18.15	1	15	1	25.1	18.6
18.20	1	20	1	31.8	18.6
18.5L	1	5	1	18.4	18.6
18.10L	1	10	1	28.8	18.4
18.15L	1	15	1	39.2	18.4
24.5L	1	5	1	18.4	23.75
24.10L	1	10	1	28.75	23.75
24.15L	1	15	1	39.4	23.75
48.16	2	16	-	16.6	47.75
48.24	2	24	-	22.1	47.75
48.32	2	32	-	27.6	47.75
48.40	2	40	-	33.1	47.75

Note:  
As the manufacturer,  
we can create sizes  
that are not listed.

\*\*\*Specifications subject to change without notice\*\*\*

## Central Directory Formats



FORMAT NUMBER	SIZE HEIGHT/WIDTH
C.1.25	20.9 x 12.9
C.1.50	33.4 x 12.8
C.2.50	20.9 x 25.4
C.2.100	33.4 x 25.4
C.3.150	33.4 x 37.9
C.4.200	33.4 x 50.4

\*All Standard Central Directories have a cabinet depth of 2.5" except for pedestal mounted directories which have a depth of 5".  
 \*Central Directories capacities will vary with choice of liner sizes.

## CLASSIC Wayfinding

FORMAT NUMBER	MESSAGED SIDES	SIZE HEIGHT/WIDTH/DEPTH
S12.24.1W	1	11.5 x 22.5 x 1
S12.24.1C	1	11.5 x 22.5 x 1
D12.24.1C	2	11.5 x 22.5 x 1
S12.24.3C	1	11.5 x 22.5 x 3
D12.24.3C	2	11.5 x 22.5 x 3
S12.48.1W	1	11.5 x 46.5 x 1
S12.48.1C	1	11.5 x 46.5 x 1
D12.48.1C	2	11.5 x 46.5 x 1
S12.48.3C	1	11.5 x 46.5 x 3
D12.48.3C	2	11.5 x 46.5 x 3
S12.96.1W	1	11.5 x 93 x 1
S12.96.1C	1	11.5 x 93 x 3
D12.96.3C	2	11.5 x 93 x 3

